

Unit 1: Our Community

Chapter 1 – Living Together

Write (Page 4)

1. Look at the picture of Chandan's village.

What do you see in the picture? Describe below.

Answer:

The picture shows children playing in a playground, grazing cattle, a post office, a school, and various sources of water such as a pond, a tube well, and a traditional well.

Activity 1 (Page 4)

1. Explore your locality; observe the people and places around you. Write your observations about how the people and places you see are connected to each other in the table given below.

Place/People	Connections between people and places
Shopkeeper	<ul style="list-style-type: none">• Sells goods like food items, clothes and products for daily needs.• Sells local products.• _____
Road	<ul style="list-style-type: none">• Connects people living in different areas.• Allows easy movement of goods and services.• _____
Health Centre	<ul style="list-style-type: none">• Provides treatment for illness.• _____• _____
Police	<ul style="list-style-type: none">• Provides safety.• _____• _____
School	<ul style="list-style-type: none">• _____• _____• _____

Answer:

Place/People	Connections between people and places
Shopkeeper	<ul style="list-style-type: none">• Sells goods like food items, clothes and products for daily needs.• Sells local products.• <u>Buys products from wholesalers and factories.</u>
Road	<ul style="list-style-type: none">• Connects people living in different areas.• Allows easy movement of goods and services.• <u>Cheaper than other means of transport.</u>
Health Centre	<ul style="list-style-type: none">• Provides treatment for illness.• <u>Raise awareness about preventing diseases.</u>• <u>Offers vaccinations and check-ups.</u>
Police	<ul style="list-style-type: none">• Provides safety.• <u>Maintains law and order.</u>• <u>Helps in preventing crime.</u>
School	<ul style="list-style-type: none">• <u>Provides education.</u>• <u>Prepares children for future challenges.</u>• <u>Nurtures talent of children.</u>

Discuss (Page 5)

1. Why do you think it is important to have places like parks, schools, hospitals and bus stops in your locality?

Answer:

Places like parks, schools, hospitals, and bus stops are important because they provide healthcare services, education, make life easier and connect us to one another.

2. How would life be different if one or more of these places in your locality did not exist?

Answer:

Life would be more difficult without places like parks, schools, hospitals, and bus stops. People might struggle to access education, healthcare services, and connect with one another.

3. What can you do to keep these places clean and safe?

Answer:

To keep these places clean and safe, we can use dustbins, avoid littering, clean the places regularly, plant trees and report any damage or unsafe activities.

Activity 2 (Page 6)

Let us create a colourful poster to help Chandan and his friends invite people from their neighbourhood to participate in the Van Mahotsav.

Answer:

Activity 3 (Page 7)











1. Identify the people who help in maintaining your locality. What are their occupations?

Answer:











List of people who help in maintaining a locality, along with their occupations:

- (i) Security guards – Help keep buildings and areas safe.
- (ii) Sanitation workers – Keep places and roads clean.
- (iii) Police officers – Maintain law and order.
- (iv) Garbage collectors – Collect and dispose of household waste.
- (v) Health workers – Raise health awareness and provide medical care

2. Look at the table below. List different kinds of work required for developing and maintaining the park. Also, mention the material, tools and skills required. An example is given her

People at work	Occupation	What they do	Material/Tool
	Mason	Mending walls using bricks and cement.	 Trowel
			 _____
			 _____
			 _____
			 _____

Answer:

People at work	Occupation	What they do	Material/Tool
	Mason	Mending walls using bricks and cement.	 Trowel
	Carpenter	Repairing or making doors, windows and wooden furniture.	 Saw
	Gardener	Planting, watering and taking care of plants.	 Watering Can
	Sweeper	Cleaning roads and streets.	 Broom
	Electrician	Fixing streetlights and electrical wiring.	 Plier

3. Find out from your family members or neighbours about their work. What questions would you ask them? Here are some examples:

(a) What do you like the most about your work?

(b) What types of tools or things do you use?

(c) What challenges do you face?

Answer:

I would ask family members or neighbours the following questions about their work:

(i) How many hours do you work in a day?

(ii) How long have you been working?

(iii) Do you work alone or with a team?

(iv) What skills are important for your job?

Discuss (Page 10)

1. It is important for communities to come together in times of need. What do you think about this statement?

Answer:

This statement is true because coming together in times of need helps communities solve problems faster, provide support, and stay strong during difficult times.

2. Do people in your locality come together and support each other? Can you remember one such occasion?

Answer:

Yes, people in my locality often come together and support one another. For example, every year during Shivratri, a community lunch (langar) is organized in our neighbourhood. Everyone takes part to make the event a success. People volunteer their time, donate money or ingredients, help prepare the food, and serve it to others during the occasion.

Write (Page 11)

1. Think about your family or community. How do you work together to help each other while preparing for a festival or any other occasion?

Answer:

Members of our family share the work and responsibilities while preparing for a festival, making the celebrations more joyful. We work together by preparing food, decorating, cleaning, and bringing items from the market.

Discuss (Page 13)

1. What are some of the ways by which we can take care of nature and our neighbourhood? List a few

Answer:

Some ways to take care of nature and our neighbourhood:

- (i) Plant more trees and take care of plants.
- (ii) Avoid using plastic bags.
- (iii) Save electricity and water.
- (iv) Use dustbins to dispose of waste.
- (v) Replace chemical fertilizers with compost and manure.

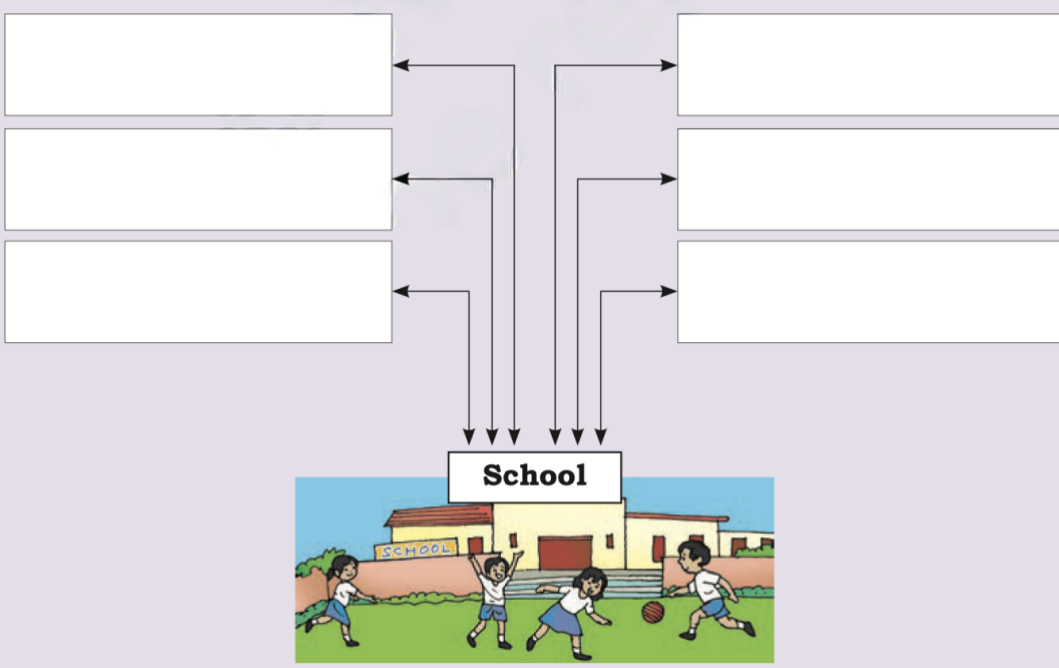
2. How does helping others and working together make our community better?

Answer:

Helping others and working together make our community better by bringing people closer, building strong bonds, and creating happy memories.

Let us reflect (Page 13)

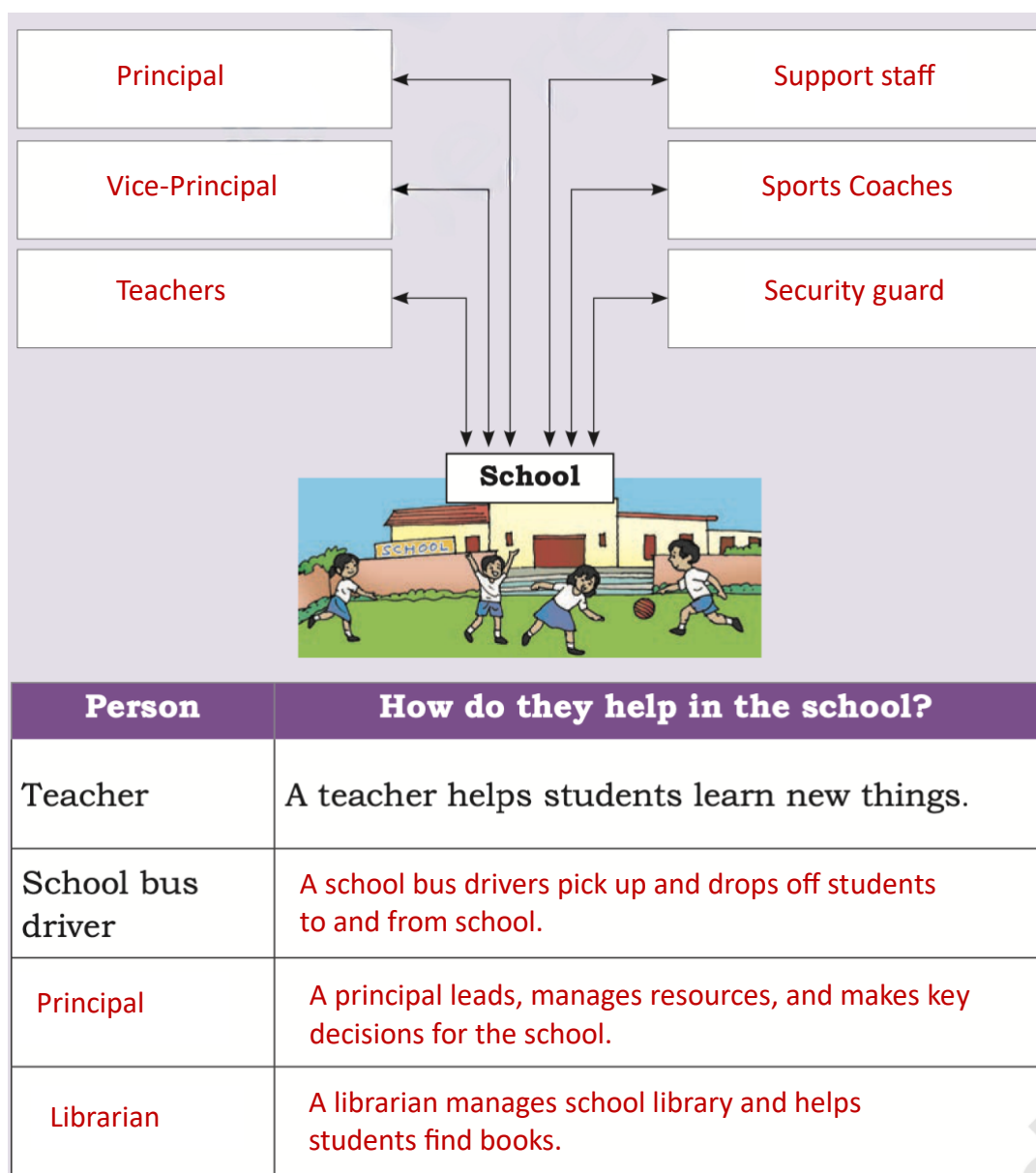
1. Write the different role people play in your school — teachers, students, caretakers, bus drivers, etc.



Person	How do they help in the school?
Teacher	A teacher helps students learn new things.
School bus driver	

- (a) Why is it important for everyone to work as a team in a school?
 (b) What is your role as a member of your school community?

Answer:



(a) It is important for everyone to work as a team in a school because it creates a positive environment where everyone supports each other and shares ideas, making the school a better place for both learning and teaching.

(b) As a member of my school community, my role is to be respectful, responsible and helpful. I try to do my best in class, be on time, maintain discipline, respect teachers, follow school rules to create positive and friendly environment for everyone.

2. Form small groups of 4–5 students. Choose one fun activity to perform from the list below:

(a) Tree plantation

(b) Cleanliness drive

(c) Making artefacts with materials from nature

(something useful like a leaf-plate or a decorative item like a garland).

After the activity, fill out this table:

Group name	Activity chosen	Material used	What did you learn?

Answer:

Group name	Activity chosen	Material used	What did you learn?
Team Green	Tree plantation	Saplings, soil, water, spade, gloves	Importance of trees in sustaining life on Earth.
Team Red	Cleanliness drive	Brooms, dustpans, garbage bags, gloves	Keeping our surrounding clean affects our health positively.
Team Yellow	Making artefacts from nature (Garland)	Leaves, flowers, needles, thread	Nature is the best resource and should be appreciated.

3. Match the riddles with their solutions hidden in the pictures.

- (a) I am a place where people wait,
To catch a ride, and not be late.
Buses come and buses go,
To places high and low.

Ans: _____



- (b) I keep letters far and near,
With stamps and parcels waiting here.
Write a note and drop it in,
What am I? Can you guess and win?

Ans: _____



- (c) I am full of colours, lights,
sounds of feet,
A place where people shop and meet.
Fruits, vegetables and other goods are found,
What am I, busy all around?

Ans: _____



- (d) I am a place where you run and play,
With swings and slides to enjoy your day.
Laughter here is a common sound,
What is my name? Have you found?

Ans: _____



Answer:

- (a) I am a place where people wait,
To catch a ride, and not be late.
Buses come and buses go,
To places high and low.

Ans: Bus Stand



- (b) I keep letters far and near,
With stamps and parcels waiting here.
Write a note and drop it in,
What am I? Can you guess and win?

Ans: Post Office



- (c) I am full of colours, lights,
sounds of feet,
A place where people shop and meet.
Fruits, vegetables and other goods are found,
What am I, busy all around?

Ans: Market



- (d) I am a place where you run and play,
With swings and slides to enjoy your day.
Laughter here is a common sound,
What is my name? Have you found?

Ans: Playground



Riddle: I'm filled with stories, facts, and more,
 You'll find me with books from ceiling to floor.
 Come here to read, study, or write,
 In calm and quiet, not loud or bright.

Ans: Library.

4. Create three groups in the class. Each group would think about a situation in their locality that needs to be improved. Identify activities that can make a difference to the situation. This could be related to cleaning, helping others, organising an event, etc. Complete the table below.

Group	Situation	Activity	Your role
Group 1			
Group 2			
Group 3			

After completing the table, discuss and answer the following questions:

- (a) Do you think working together can make your activities more useful? Give reasons.
 (b) How will your involvement in these activities help the community?

Answer:

Group	Situation	Activity	Your role
Group 1	The park in your neighbourhood is dirty	Organize a cleaning drive	Pick up litter and clean the park.
Group 2	Some students can't afford books	Collect and donate extra books	Spread awareness and help with collection.
Group 3	No proper celebration for local festival	Plan a cultural event in the locality	Coordinate performances and decoration

(a) Yes, working together can make activities more useful because it helps divide tasks, solve problems more effectively, and achieve better results through teamwork.

(b) My involvement in these activities helps the community by supporting others and contributing to a shared goal, which can lead to stronger connections.

5. Ask your family about any one special skill or craft (for example — basket making, wall painting, pottery) that is famous in your region.

Answers:

Our region is famous for its handmade baskets. The baskets are made using natural materials like grass and straw. The materials are dried in sunlight and then woven into baskets and containers of different shapes. The final products are then coloured with natural dyes to make them more attractive.